

# LAVA

# POWER UP LIFE



[www.lavabattery.com](http://www.lavabattery.com)



BATTERIES



LED BULB



LED FLASHLIGHTS

## About us:

Eveready Industries India Ltd., with a century-long legacy since 1905, is a leading provider of portable energy solutions. Established in 1934, we are market leaders in the dry cell batteries and flashlight segments in India and have evolved to include technologies like Alkaline and Rechargeable Batteries. Today, with a 54% market share in Indian Battery market, our brand is synonymous with trust and quality.

Our diverse portfolio includes over 100 models of flashlights and a wide range of consumer lighting and professional lighting products. India's fastest charging flashlight and rechargeable lamps which charge just in 4 hours are examples of commitment to provide best solutions to the end consumers.

Guided by an Agile, Energetic, and Futuristic business approach, our leadership ensures globally benchmarked technology platforms for the highest quality, environmental standards, and occupational health and safety.

Our Research and Development facility is approved by the Ministry of Science and Technology. We have six manufacturing units in India and collaborations in Southeast Asia. Committed to excellence, we acquired 'PowerCell' & 'Uniross' between 2005 and 2010, expanding our product range. The export brand LAVA is gaining traction in select African geographies and expanding to other parts of the Middle East and Africa.

**Private Label - We offer custom-made products to global brands, solidifying our commitment of providing the best product experience to discerning consumers.**



100+ years of  
ultimate performance  
and reliable power

# LAVA

# HEAVY DUTY



Ideal for:  
Remote Control • Flashlight • Radio



Available sizes : D, AA

NO MERCURY OR CADMIUM ADDED



# LAVA

## Heavy Duty Battery

These time tested batteries come with double leak proof and pilfer proof mechanism, making it ideal for day to day appliances. 100% quality check ensures highly reliable and efficient product for you.



### D/R20/UM-1/Metal Jacket

1st Level Pack	:	2 pcs. shrink wrap
2nd Level Pack	:	1 dozen in a box
3rd Level Pack	:	12 boxes in a carton
Total Batteries	:	144 pieces
Gross Weight	:	13.25 Kilograms
Shelf-life	:	24 months*



### D/R20/UM-1/Paper Jacket

1st Level Pack	:	2 pcs. shrink wrap
2nd Level Pack	:	2 dozens in a box
3rd Level Pack	:	12 boxes in a carton
Total Batteries	:	288 pieces
Gross Weight	:	23.75 Kilograms
Shelf-life	:	24 months*



### AA/R6/UM-3/Metal Jacket

1st Level Pack	:	4 pieces shrink
2nd Level Pack	:	4 dozens in a box
3rd Level Pack	:	12 boxes in a carton
Total Batteries	:	576 pieces
Gross Weight	:	11.00 Kilograms
Shelf-life	:	36 months*



### AA/R6/UM-3/PVC Jacket

1st Level Pack	:	4 pieces shrink
2nd Level Pack	:	4 dozens in a box
3rd Level Pack	:	24 boxes in a carton
Total Batteries	:	1152 pieces
Gross Weight	:	17.35 Kilograms
Shelf-life	:	36 months*

\* Store in a cool dry place away from direct sunlight. Ideal storage temperature is 25°C.

[www.lavabattery.com](http://www.lavabattery.com)



**LAVA**

# ***SUPER HEAVY DUTY***



Ideal for:

Portable CD Player • Remote Control

Flashlight • Toys • Radio



Available sizes : AA, AAA

# Super Heavy Duty Battery

LAVA Super Heavy Duty Batteries are high performance batteries. Optimum for everyday application such as electronic games, toys, remotes, radio and torches

## AA/R6P/UM-3/Metal Jacket

1st Level Pack : 4 pieces shrink  
 2nd Level Pack : 2 dozens in a box  
 3rd Level Pack : 24 boxes in a carton  
 Total Batteries : 576 pieces  
 Gross Weight : 11.00 Kilograms  
 Shelf-life : 36 months\*

4 pieces blister card  
 6 cards in a box  
 6 boxes in a carton  
 144 pieces  
 3.10 Kilograms  
 36 months\*

10 ups blister card  
 10 cards in a box  
 6 boxes in a carton  
 600 pieces  
 12.75 Kilograms  
 36 months\*



## AAA/R03P/UM-4 /PVC Jacket

1st Level Pack : 2 pieces Shrink  
 2nd Level Pack : 18 pairs in a box  
 3rd Level Pack : 25 boxes in a carton  
 Total Batteries : 900 pieces  
 Gross Weight : 7.62 Kilograms  
 Shelf-life : 24 months\*

4 pieces blister card  
 6 cards in a box  
 6 boxes in a carton  
 144 pieces  
 1.50 Kilograms  
 24 months\*

2 pieces blister card  
 24 cards in a box  
 6 boxes in a carton  
 576 pieces  
 5.90 Kilograms  
 24 months\*



\* Store in a cool dry place away from direct sunlight. Ideal storage temperature is 25°C.



# LAVA

# ALKAPOWER



## Lava Alkapower

Powering the Most Demanding Gadgets

Ideal solution for low and high drain devices like Remote control, Digital Cameras, Portable audio devices, Remote sensors. Last upto 7 times longer in high drain devices than ordinary batteries.



### AA

---

#### • BP2

1st Level Pack	:	2
2nd Level Pack	:	20
3rd Level Pack	:	200

---

#### • BP4

1st Level Pack	:	4
2nd Level Pack	:	40
3rd Level Pack	:	400

---

#### • BP12

1st Level Pack	:	12
2nd Level Pack	:	72
3rd Level Pack	:	576





# LAVA



## AAA

---

### • BP2

1st Level Pack	:	2
2nd Level Pack	:	20
3rd Level Pack	:	200

---

### • BP4

1st Level Pack	:	4
2nd Level Pack	:	40
3rd Level Pack	:	400

---

### • BP12

1st Level Pack	:	12
2nd Level Pack	:	72
3rd Level Pack	:	576

---

## 9V

---

1st Level Pack	:	1
2nd Level Pack	:	12
3rd Level Pack	:	192

---



# LAVA

## ALKALINE



## Lava Alkamax

Powering the Most Demanding Gadgets

Lava Alkamax is ideal battery for power-hungry devices like gaming consoles, remote toys, computer mouse, door locks and fire alarms. It can function in sub-zero temperatures. It has a remarkable 7-10 years of shelf life at room temperature.



### AA/LR6/AM3

---

#### • BP2

1st Level Pack	:	2
2nd Level Pack	:	20
3rd Level Pack	:	200

---

#### • BP4

1st Level Pack	:	4
2nd Level Pack	:	40
3rd Level Pack	:	400

---

#### • BP6

1st Level Pack	:	6
2nd Level Pack	:	60
3rd Level Pack	:	600

#### • BP8

1st Level Pack	:	8
2nd Level Pack	:	80
3rd Level Pack	:	480

---


#### • BP10

1st Level Pack	:	10
2nd Level Pack	:	100
3rd Level Pack	:	600

---

#### • BP12

1st Level Pack	:	12
2nd Level Pack	:	72
3rd Level Pack	:	720



## Lava Alkamax

Powering the Most Demanding Gadgets



### AAA/LR03/AM4

---

#### • BP2

1st Level Pack	:	2
2nd Level Pack	:	20
3rd Level Pack	:	200

#### • BP8

1st Level Pack	:	8
2nd Level Pack	:	80
3rd Level Pack	:	480

#### • BP4

1st Level Pack	:	4
2nd Level Pack	:	40
3rd Level Pack	:	400

#### • BP10

1st Level Pack	:	10
2nd Level Pack	:	100
3rd Level Pack	:	600

#### • BP6

1st Level Pack	:	6
2nd Level Pack	:	60
3rd Level Pack	:	600

#### • BP12

1st Level Pack	:	12
2nd Level Pack	:	72
3rd Level Pack	:	720

### LR44

---

1st Level Pack	:	1
2nd Level Pack	:	20
3rd Level Pack	:	200



**LAVA**

COMING SOON

**LITHIUM**



## Lava Lithium (Non-Rechargeable) Power Beyond Limits

Explore our extensive range of Lithium AA, AAA Batteries, and coin cells to power your every need. Ideal for daily applications which need good power density for long period of time like Fitbit, Medical devices, electricity meters, car key-fob and some electronic wearables. These batteries can work at sub-zero temperature and offer an exception life of 9years at room temperature.



### • CR2016

1st Level Pack : 1  
2nd Level Pack : 20  
3rd Level Pack : 400

---



### • CR2025

1st Level Pack : 1  
2nd Level Pack : 20  
3rd Level Pack : 400

---



### • CR2032

1st Level Pack : 1  
2nd Level Pack : 20  
3rd Level Pack : 400

**LAVA**

# LED FLASHLIGHTS

FLASHER TORCH **WIDE LENS**



# LAVA

## LED Flashlights

LAVA LED Flashlights save battery consumption and ensure round beam of light for long distance. There are numerous options in Plastic and Metal, built to suit various usage occasions.

### Flashlight DL 05

---

Material	: Durable Plastic Body
LED Details	: 3.2V,300mA,120Lumen
LED Wattage	: 0.75 Watt
Battery Details	: 3 AA
Features	: Intense White Light Flasher Function

### Flashlight DL 07

---

Material	: Durable Plastic Body
LED Details	: 3.2V,300mA,120Lumen
LED Wattage	: 0.75 Watt
Battery Details	: 3 AA
Features	: Intense White Light Flasher Function

[www.lavabattery.com](http://www.lavabattery.com)





## Flashlight DL 40

---

Material	:	Durable Plastic Body
LED Details	:	3.2V,150mA,65Lumen
LED Wattage	:	0.50 Watt
Battery Details	:	3 AA
Features	:	Intense White Light Slide Switch

## Flashlight DL 42

---



Material	:	Durable Plastic Body
LED Details	:	3.2V,300mA,120Lumen
LED Wattage	:	0.50 Watt
Battery Details	:	2 AA
Features	:	Intense White Light Slide Switch

## Flashlight DL 50

---



Material	:	Durable Plastic Body
LED Details	:	3.2V, 300mA,120Lumen
LED Wattage	:	0.75 Watt
Battery Details	:	3 AA
Features	:	Intense White Light Flasher Function





## Flashlight DL 51

---

Material	:	Durable Plastic Body
LED Details	:	2.95V,150mA,57Lumen
LED Wattage	:	0.50 Watt
Battery Details	:	2 D
Features	:	Intense White Light Slide Switch



## Flashlight DL 69

---

Material	:	Durable Plastic Body
LED Details	:	3.2V, 300mA,120Lumen
LED Wattage	:	0.75 Watt
Battery Details	:	3 AA
Features	:	Intense White Light Flasher Function



## Flashlight DL 73

---

Material	:	Durable Plastic Body
LED Details	:	3.2V, 350mA,120 lumen
LED Wattage	:	1 Watt
Battery Details	:	3 AA
Features	:	Intense White Light Slide Switch

# LAVA



## Flashlight DL 74

---

Material	:	Durable Plastic Body
LED Details	:	2.95V,150mA,57Lumen
LED Wattage	:	0.50 Watt
Battery Details	:	2 D
Features	:	Intense White Light Slide Switch



## Flashlight DL 36

---

Material	:	Durable Plastic Body
LED Details	:	3V, 300mA,80 lumen
LED Wattage	:	1 Watt
Battery Details	:	2 AA
Features	:	Intense White Light Slide Switch



---

# RECHARGEABLE FLASHLIGHTS

---

# LAVA



## Flashlight DL 80



Material	:	Durable ABS body with colour option
LED Details	:	Super bright white 1W LED 3V, 350mA, 120lm
Side Light	:	500 mAH Superior Lithium Battery, 500 Rechargeable cycles
Battery	:	3.5 hours
Charging	:	3 hours - 1.5 hours each
Lighting time	:	Single click - ON/OFF, Double - Flasher, Long press - Side Light
Lighting mode	:	Micro USB charger, Overcharge protection, Deep discharge protection
1st Level Pack	:	Single Piece Pack
Final Level Pack	:	20 pieces

## Flashlight DL 82



Material	:	Durable ABS body with colour option
LED Details	:	Super bright white 1W LED 3V, 300mA, 80lm
Side Light	:	1.4W - 7 Nos LED of 0.2w, 3.1 V, 60mA, 25 lm
Battery	:	500 mAH Superior Lithium Battery, 500 Rechargeable cycles
Charging	:	3hours
Lighting time	:	3hours - 1.5 hours each
Lighting mode	:	3 position slide switch
Features	:	Micro USB charger, Overcharge protection
1st Level Pack	:	Single Piece Pack
Final Level Pack	:	20 pieces



## Flashlight DL 83



- Material : Durable ABS plastic Body
- LED Details : Super Bright white LED 3.1V, 300mA, 80lm
- LED Wattage : 1 Watt
- Battery Details : Heavy duty Rechargeable battery, 200 Rechargeable cycle
- Charging Time : 10 hours
- Features : Easy Plug & Play charging  
Easy Slide Switch  
2 lighting modes: HIGH & DIM  
Charging Indicator

## Flashlight DL 84



- Material : Durable ABS plastic Body
- LED Details : Super Bright white LED 3.1V, 300mA, 80lm
- LED Wattage : 1 Watt
- Battery Details : Heavy duty Rechargeable battery,  
200 Rechargeable cycle
- Charging Time : 10 hours
- Features : Easy Plug & Play charging  
Easy Slide Switch  
Overcharge Protection  
Charging Indicator



## Flashlight DL 85



- Material : Durable ABS plastic Body
- LED Details : Super bright white LED 3V, 350mA, 120lm
- LED Wattage : 1 Watt
- Side Light : 2W , 3V, 60mA, 35 lm
- Battery Details : 500 mAH Superior Lithium Battery, 500 Rechargeable cycles
- Charging Time : 3 hours
- Lighting mode : Light High mode, Click – Side Light Dim mode
- Features : Micro USB charger  
Deep discharge protection  
Overcharge protection  
Pen clip

## Flashlight DL 87



- Material : Durable ABS plastic Body
- LED Details : Super bright white LED 3V, 290mA, 115lm
- LED Wattage : 1 Watt
- Battery Details : SLA 4V , 400 mAH
- Charging Time : 14 hours
- Lighting mode : 3 position slide switch
- Features : Easy Plug & Play charging  
Overcharge Protection  
Charging Indicator



## Flashlight DL 90



- Material : Durable ABS plastic Body
- LED Details : Super bright white LED 3V, 350mA, 120lm
- LED Wattage : 1 Watt
- Side Light : 2W , 3V, 60mA, 35 lm
- Battery Details : 500 mAH Superior Lithium Battery, 500 Rechargeable cycles
- Charging Time : 3.5 hours
- Lighting mode : Single click – Torch, Double - Flasher, Long press - Side Light High mode, Click – Side Light Dim mode
- Features : Micro USB charger  
Deep discharge protection  
Overcharge protection  
Water Resistant

## Flashlight DL 92



- Material : Durable ABS plastic Body
- LED Details : Super bright white LED 3.1V, 600mA, 215lm
- LED Wattage : 1.2 Watt
- Battery Details : 500 mAH Superior Lithium Battery, 500 Rechargeable cycles
- Charging Time : 12 hours
- Lighting mode : 3 position slide switch
- Features : Easy Plug & Play charging  
Overcharge Protection  
Charging Indicator





# LAVA



## Flashlight DL 96

- Material : Durable ABS plastic Body
- LED Details : Super bright white LED 3.4V,700mA,200 lumen
- LED Wattage : 3 Watt
- Battery Details : 500 mAH Superior Lithium Battery, 500 Rechargeable cycles
- Charging Time : 8 hours
- Lighting mode : Single click – Torch, Double - Flasher, Long press - Side Light High and Dim – Push Button
- Features : Easy Plug & Play charging  
Deep discharge protection  
Overcharge protection  
Ergonomic Handle for easy grip, Light weight



## Flashlight DL 97

- Material : Durable ABS plastic Body
- LED Details : Super bright white LED 3.1V, 850mA, 250lm
- LED Wattage : 3 Watt
- Side Light : 1 Watt COB light
- Battery Details : 500 mAH Superior Lithium Battery, 500 Rechargeable cycles
- Charging Time : 12 hours
- Lighting mode : 3 position slide switch
- Features : Micro USB Charger  
Overcharge Protection  
Charging Indicator  
Ergonomic Handle for easy grip



# LAVA

## Flashlight DL 98



- Material : Durable ABS plastic Body
- LED Details : Super bright white LED3.2V, 1200mA, 380lm
- LED Wattage : 4 Watt
- Battery Details : Heavy Duty Rechargeable battery,  
200 Rechargeable cycles
- Charging Time : 8 hours
- Lighting mode : High and Dim
- Features : Easy Plug & Play charging  
3 position slide switch  
Torch cum searchlight  
Ergonomic Handle for easy grip



# LAVA

## Portable Lantern HL 50

Material	:	Durable ABS plastic Body
LED Details - Torch	:	Super bright white LED 3.1V 500mA,220 lumen
LED Wattage - Lantern	:	LED, 3.1V, 600mA,25 lumen
Battery Details	:	500 mAH Superior Lithium Battery
Charging Time	:	8 hours
Lighting mode	:	High and Dim – Push Button
Features	:	Micro USB charging Portable Rechargeable Lantern cum Torch Deep discharge protection 3 position slide switch



# LAVA

## Portable Lantern HL 52

- Material : Durable ABS plastic Body
- LED Details : Super Bright White LED 3V, 40mA & 20mA,  
(24+9) LEDs\*4500 mcd & 2500 mcd each respectively
- Battery Details : Rechargeable Battery
- Features : 3 in 1-portable lighting, Study Light & Focused torch light  
Automatically lights up in the event of power failure  
Maintenance free Rechargeable  
Built-in Deep Discharge & Overcharge protection  
360-degree flexible head for multi-directional light



## Portable Lantern HL 58

- Material : Durable ABS plastic Body
- LED Details : 5W output with 24 Nos LED of 0.2w
- Battery Details : Rechargeable Lithium Ion battery with 500 recharge cycles
- Features : 360° light coverage  
Automatically lights up in the event of power failure  
Maintenance free Rechargeable  
Built-in Deep Discharge & Overcharge protection  
Table top / Handle for easy carrying

3 Lighting modes:

- ✓ High – 3 hours / Medium – 5 hours / Dim – 10 hours



LAVA

# LED LIGHTS

LED Lamps / Bulbs



## Low Wattage Bulbs

### FEATURES:

- Inbuilt cc driver - ensures constant light output.
- Wide operating voltage range
- Uniform light distribution
- High efficacy and glare free light
- Long life and low maintenance.

### APPLICATIONS:

Home, Office, School, Retail shops



### SPECIFICATIONS

Electrical Specification	Operating Voltage Range	Operating Frequency	Operating Temperature (Celsius)	Surge Protection	Power Factor
2.5W	100-300V	50Hz	-15°C to +45°C	NA	0.9
5W	100-300V	50Hz	-15°C to +45°C	4KV & Above	0.9
7W	100-300V	50Hz	-15°C to +45°C	4KV & Above	0.9
9W	100-300V	50Hz	-15°C to +45°C	4KV & Above	0.9
10W	220V-240V	50Hz	-15°C to +45°C	4KV & Above	0.9
Optical Specifications	Luminous Flux (Lm)±10%	Luminous Efficacy (Lm/W)±10%	Correlated Color Temperature - CCT (K)	Beam Angle	CRI
2.5W	CDL-250	NA	Cool Day Light (6500K)	120°	80
5W	525	105	Cool Day Light (6500K)	120°	80
7W	700	105	Cool Day Light (6500K)	120°	80
9W	900	105	Cool Day Light (6500K)	120°	80
10W	900	90	Cool Day Light (6500K)	120°	80

## High Wattage Bulbs

### FEATURES:

- Inbuilt cc driver - ensures constant light output
- Wide operating voltage range
- Uniform light distribution
- High efficacy and glare free light
- Long life and low maintenance.
- Overvoltage Protection for 440V

### APPLICATIONS:

Home, Office, School, Retail shops, Utility areas, Workshops



### SPECIFICATIONS

Electrical Specification	Operating Voltage Range	Operating Frequency	Operating Temperature (Celsius)	Surge Protection	Power Factor
12W	100-300V	50Hz	-15°C to +45°C	4KV & Above	0.9
14W	100-300V	50Hz	-15°C to +45°C	4KV & Above	0.9
18W	100-300V	50Hz	-15°C to +45°C	4KV & Above	0.9
20W	100-300V	50Hz	-15°C to +45°C	4KV & Above	0.9
23W	100-300V	50Hz	-15°C to +45°C	4KV & Above	0.9
Optical Specifications	Luminous Flux (Lm)±10%	Luminous Efficacy (Lm/W)±10%	Correlated Color Temperature - CCT (K)	Beam Angle	CRI
12W	1200	100	Cool Day Light (6500K)	120°	80
14W	1400	105	Cool Day Light (6500K)	120°	80
18W	1890	105	Cool Day Light (6500K)	120°	80
20W	2100	105	Cool Day Light (6500K)	120°	80
23W	2300	100	Cool Day Light (6500K)	120°	80



**LAVA**

# LED LIGHTS

Emergency Lamps & Hammer Lamps





## Emergency Led Bulbs

### FEATURES:

- Lithium-Ion battery inside
- Up to 4 hours back up
- Best Companion during power cut
- Backup light output lumens drop by 50%
- Works on AC and DC
- Over Charge protection
- Easy Installation
- 500 charging cycles

### APPLICATIONS:

Study Room, Kitchen, Retail Shops



### SPECIFICATIONS

Electrical Specification	Operating Voltage Range	Operating Frequency	Operating Temperature (Celsius)	Surge Protection	Power Factor
9W	100-300V	50Hz	10°C to +45°C	4KV & Above	0.9
10W	100-300V	50Hz	10°C to +45°C	NA	0.7
12W	100-300V	50Hz	10°C to +45°C	4KV & Above	0.9
Optical Specifications	Luminous Flux (Lm)±10%	Luminous Efficacy (Lm/W)±10%	Correlated Color Temperature - CCT (K)	Beam Angle	CRI
9W	900	100	Cool Day Light (6500K)	120°	80
10W	1000	100	Cool Day Light (6500K)	120°	80
12W	1200	100	Cool Day Light (6500K)	120°	80

## Hammer Bulbs

### FEATURES:

- Inbuilt cc driver - ensures constant light output.
- Wide operating voltage range
- Eco Friendly
- Uniform light distribution
- High efficacy and glare free light
- Long life and low maintenance.
- Overvoltage Protection for 440V

### APPLICATIONS:

Retail shops, Utility areas, Workshops



### SPECIFICATIONS

Electrical Specification	Operating Voltage Range	Operating Frequency	Operating Temperature (Celsius)	Surge Protection	Power Factor
27W	100-300V	50Hz	-15°C to +45°C	4KV & Above	0.9
30W	100-300V	50Hz	-15°C to +45°C	4KV & Above	0.9
40W	100-300V	50Hz	-15°C to +45°C	4KV & Above	0.9
50W	100-300V	50Hz	-15°C to +45°C	4KV & Above	0.9
Optical Specifications	Luminous Flux (Lm)±10%	Luminous Efficacy (Lm/W)±10%	Correlated Color Temperature - CCT (K)	Beam Angle	CRI
27W	2700	100	Cool Day Light (6500K)	120°	80
30W	3000	100	Cool Day Light (6500K)	120°	80
40W	4000	100	Cool Day Light (6500K)	120°	80
50W	5000	100	Cool Day Light (6500K)	120°	80





**LAVA**

# LED LIGHTS

Batten and Panels

# Led Backlit Panel

## FEATURES:

- Glare free diffused light.
- Separate Surface Ring is available in Round/Square Shape
- Long life and low maintenance.
- Wide operating voltage range
- Ideal for both false and concrete ceilings
- Uniform light distribution
- Available shapes – Round and Square.
- Compact & easy to install
- 100 lm / Watt

## APPLICATIONS:

Home, Office, Hospital, Hotel & Restaurants, Retail Shop



## SPECIFICATIONS

Electrical Specification	Operating Voltage Range	Operating Frequency	Operating Temperature (Celsius)	Surge Protection	Power Factor
6W	220V-240V	50Hz	10°C to + 45°C		0.95
9W	220V-240V	50Hz	10°C to + 45°C		0.95
12W	220V-240V	50Hz	10°C to + 45°C		0.95
15W	220V-240V	50Hz	10°C to + 45°C		0.95
Optical Specifications	Luminous Flux (Lm)±10%	Luminous Efficacy (Lm/W)±10%	Correlated Color Temperature -CCT( K)	Beam Angle	CRI
6W	600		Cool Day Light (6500K)	120°	80
9W	900		Cool Day Light (6500K)	120°	80
12W	1200		Cool Day Light (6500K)	120°	80
15W	1500		Cool Day Light (6500K)	120°	80
Mechanical Specifications	Housing	Shape	Product Dimension		
6W	Polycarbonate	Round & Square	OD -116mm, CD -100mm, H - 35.5mm		
9W	Polycarbonate	Round & Square	OD -116mm, CD -100mm, H - 35.5mm		
12W	Polycarbonate	Round & Square	OD -166mm, CD -150mm, H - 35.5mm		
15W	Polycarbonate	Round & Square	OD -166mm, CD -150mm, H - 35.5mm		

# Battens

## FEATURES:

- Unbreakable PC body
- Long life and low maintenance.
- Slim panel provides aesthetic appeal.
- Uniform light distribution
- High Efficiency
- High CRI
- Overvoltage Protection for 440V


## APPLICATIONS:

Schools, Hostels, Home, Restrooms, Mirror light



## SPECIFICATIONS

Electrical Specification	Operating Voltage Range	Operating Frequency	Operating Temperature (Celsius)	Surge Protection	Power Factor
5W	130V-280V	50Hz	10°C to + 45°C		0.9
10W	130V-280V	50Hz	10°C to + 45°C		0.9
20W	130V-280V	50Hz	10°C to + 45°C	4KV & Above	0.9
24W	130V-280V	50Hz	10°C to + 45°C	4KV & Above	0.9
Optical Specifications	Luminous Flux (Lm)±10%	Luminous Efficacy (Lm/W)±10%	Correlated Color Temperature -CCT( K)	Beam Angle	CRI
5W	500	100	Cool Day Light (6500K)	120°	80
10W	1000	100	Cool Day Light (6500K)	120°	80
20W	2000	100	Cool Day Light (6500K) Warm White (3000K)	120°	80
24W	2200	100	Cool Day Light (6500K)	120°	80
Mechanical Specifications	Housing	Shape			
5W	Polycarbonate	Square Shape			
10W	Polycarbonate	Square Shape			
20W	Polycarbonate	Square Shape			
24W	Polycarbonate	Square Shape			



**LAVA**



# LED LIGHTS

Spotlight and Downlight

## Spotlight

### FEATURES:

- 45° / 60° narrow beam angle
- Adjustable optics 30°
- Wide operating voltage range
- Long life and low maintenance
- Ideal for ambient and focus lighting
- Compact & easy to install
- 4KV Surge protection

### APPLICATIONS:

Decorative Display, Display shelf, Retail shop, Bookshelves



### SPECIFICATIONS

Electrical Specification	Operating Voltage Range	Operating Frequency	Operating Temperature (Celsius)	Power Factor	
2W Cabinet	220V-240V	50Hz	10°C to + 45°C	NA	
3W	220V-240V	50Hz	10°C to + 45°C	0.9	
3W Striker	220V-240V	50Hz	10°C to + 45°C	0.95	
6W	220V-240V	50Hz	10°C to + 45°C	0.9	
9W	220V-240V	50Hz	10°C to + 45°C	0.9	
12W	220V-240V	50Hz	10°C to + 45°C	0.95	
Optical Specifications	Luminous Flux (Lm)±10%	Correlated Color Temperature -CCT( K)**		Beam Angle	CRI
2W Cabinet	CDL-140, WW-120	Cool Day Light (6500K)		60°	80
3W	CDL-225, WW-210, NW-210	Cool Day Light (6500K)		45°	80
3W Striker	1500	Cool Day Light (6500K)		120°	80
6W	CDL-480, WW-420, NW-450	Cool Day Light (6500K)		60°	80
9W	CDL-720, WW-630, NW-675	Cool Day Light (6500K)		60°	80
12W	CDL-960, WW-840, NW-900	Cool Day Light (6500K)		60°	80
Mechanical Specifications	Housing	Shape	Product Dimension		
2W Cabinet	Polycarbonate	Round & Square	OD - 41mm, CD - 33mm, H - 16.16mm		
3W	Polycarbonate	Round	OD -75mm, CD - 60mm, H - 43mm		
3W Striker	Polycarbonate	Round & Square	OD -166mm, CD -150mm, H - 35.5mm		
6W	Polycarbonate	Round	OD -95mm, CD - 75mm, H - 46mm		
9W	Polycarbonate	Round	OD -116mm, CD - 100mm, H - 52mm		
12W	Polycarbonate	Round	OD - 139mm, CD-129mm, H - 55mm		

\*\* CCT (K): Also available Warm White (3000K), Neutral White (4000K)

## Downlight

### FEATURES:

- Integrated driver
- Compact and easy to install
- Uniform light distribution
- Wide operating voltage range
- Long life and low maintenance.
- Compatible with Installation in Deep Junction Box




### SPECIFICATIONS

Electrical Specification	Operating Voltage Range	Operating Frequency	Operating Temperature (Celsius)	Power Factor	
3W	220V-240V	50Hz	10°C to + 45°C	0.95	
6W	220V-240V	50Hz	10°C to + 45°C	0.95	
9W	220V-240V	50Hz	10°C to + 45°C	0.95	
Optical Specifications	Luminous Flux (Lm)±10%	Correlated Color Temperature -CCT( K)**		Beam Angle	CRI
3W	CDL-210, WW-180	Cool Day Light (6500K)		120°	80
6W	CDL-450, WW-420	Cool Day Light (6500K)		120°	80
9W	1500	Cool Day Light (6500K)		120°	80
Mechanical Specifications	Housing	Shape	Product Dimension		
3W	Polycarbonate	Round	OD - 80mm, CD -58mm, H - 32mm		
6W	Polycarbonate	Round	OD -105mm, CD -90mm, H - 60mm		
9W	Polycarbonate	Round & Square	OD -166mm, CD -150mm, H - 35.5mm		

\*\* CCT (K): Also available Warm White (3000K)

### APPLICATIONS:

Home, Office, Hospital, Hotel & Restaurants, Retail Shop



# EVEREADY >>>

## INDUSTRIES INDIA LTD.

2 Rainey Park, Kolkata 700 019, India  
Ph: +91 9830972255 / +91 9830558133

shregopal.pandey@eveready.co.in | sahanadutta@eveready.co.in  
[www.lavabattery.com](http://www.lavabattery.com)

### Awards & Accreditation

